Multiple District 3234

As of October 2026 Cumulative

Year	New Clubs	Dropped Clubs	Gain/ Loss Clubs	New Members	Charter Members	Reinstate Members	Transfer Members	Total Member Added	Total Members Dropped	Gain/ Loss Members
2022-2023	25	263	-238	1,248	831	121	229	2,429	9,220	-6,791
2023-2024	49	26	23	1,671	1,376	270	202	3,519	3,421	98
2024-2025	45	58	-13	1,656	928	474	125	3,183	3,743	-560
2025-2026	38	50	-12	1,779	1,187	355	121	3,442	3,849	-407
2026-2027	22	4	18	786	468	136	47	1,437	333	1,104
Average	**36**	**80**	**-44**	**1,428**	**958**	**271**	**145**	**2,802**	**4,113**	**-1,311**

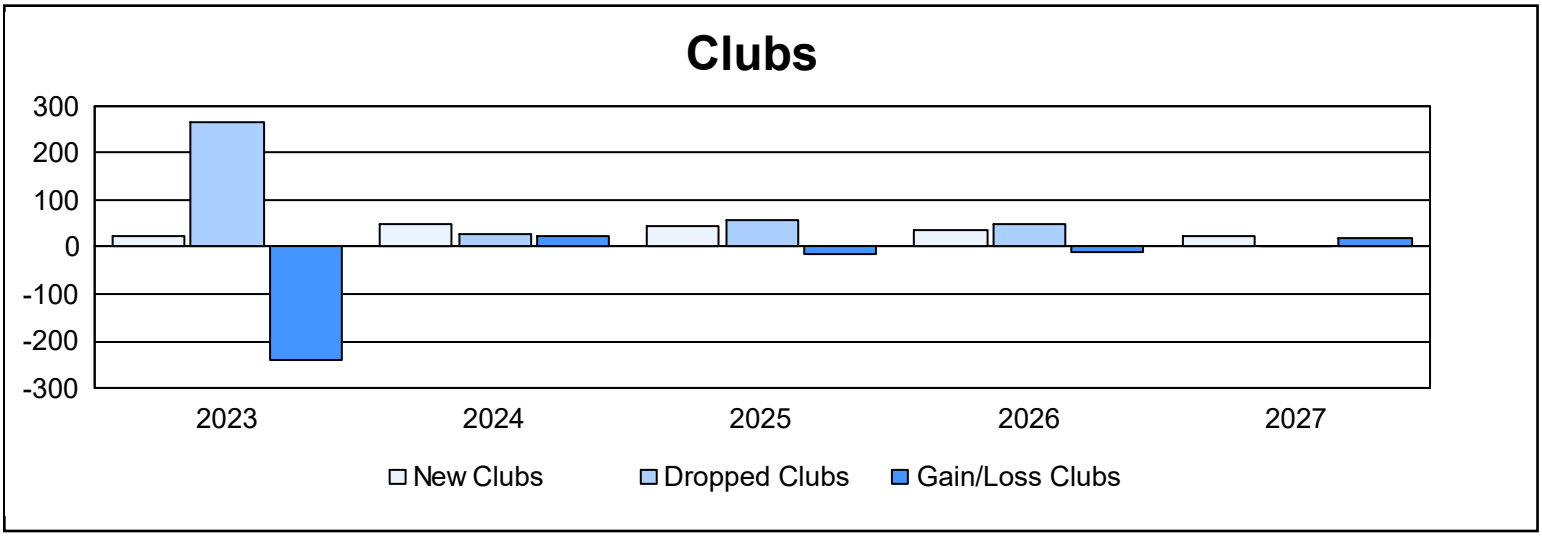

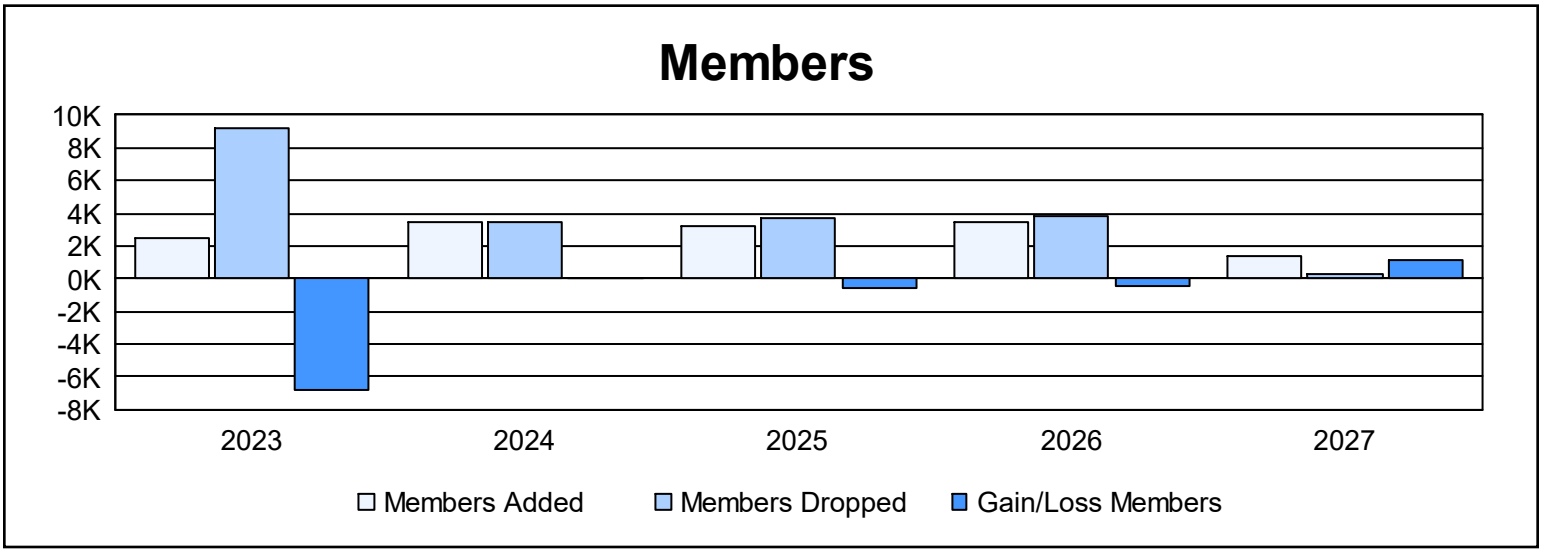

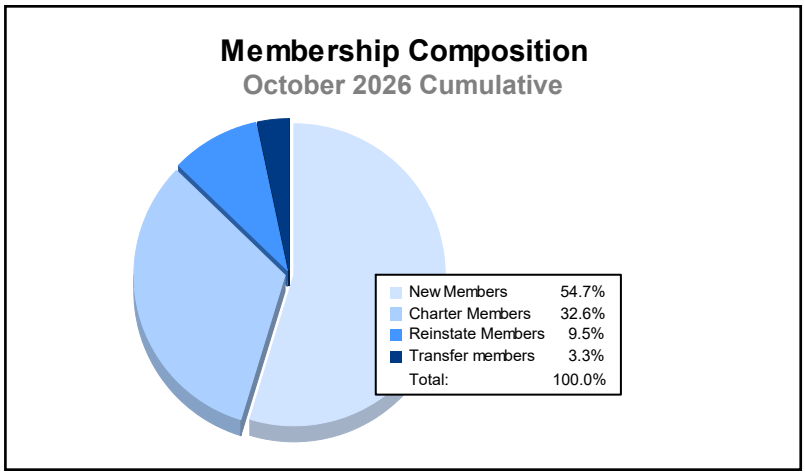
Membership Composition
October 2026 Cumulative
New Members 54.7%
Charter Members 32.6%
Reinstate Members 9.5%
Transfer members 3.3%
Total: 100.0%

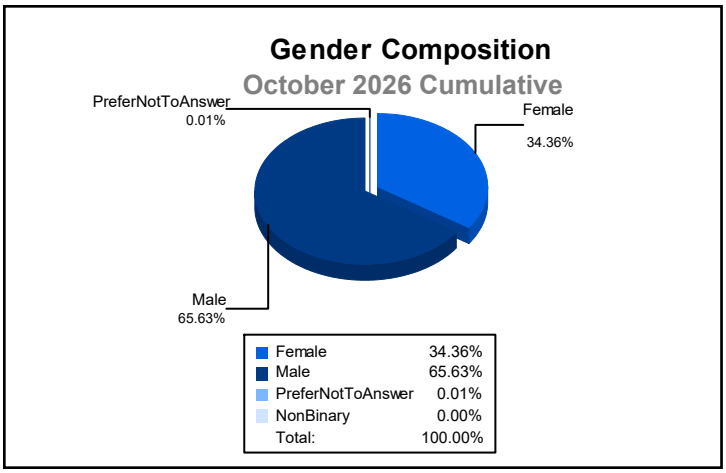
Gender Composition
October 2026 Cumulative
PreferNotToAnswer
0.01%
Female
34.36%
Male
65.63%
Female 34.36%
Male 65.63%
PreferNotToAnswer 0.01%
NonBinary 0.00%
Total: 100.00%